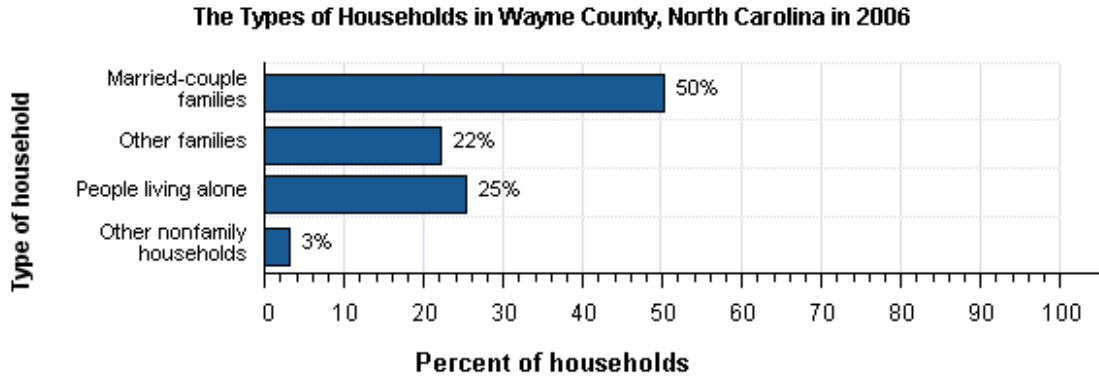


HOUSEHOLDS AND FAMILIES: In 2006 there were 44,000 households in Wayne County. The average household size was 2.5 people.

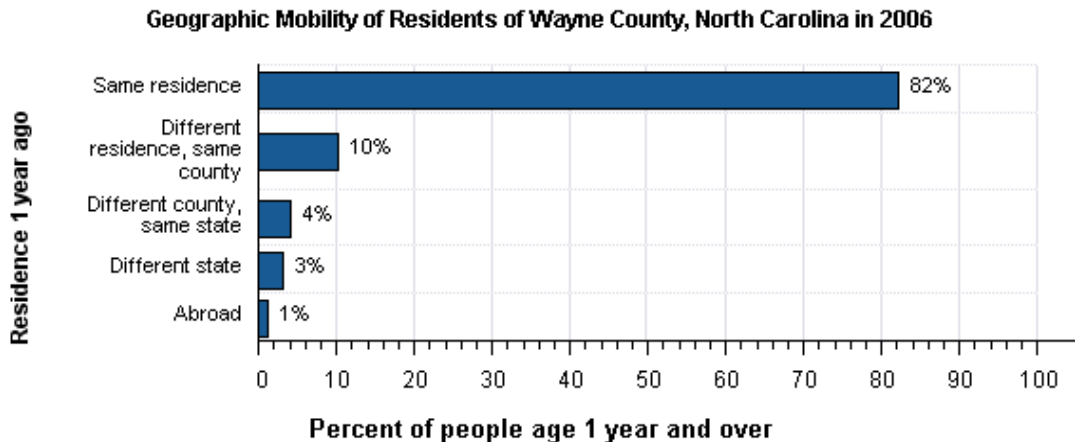
Families made up 71 percent of the households in Wayne County. This figure includes both married-couple families (50 percent) and other families (22 percent). Nonfamily households made up 29 percent of all households in Wayne County. Most of the nonfamily households were people living alone, but some were composed of people living in households in which no one was related to the householder.



Source: American Community Survey, 2006

NATIVITY AND LANGUAGE: Data for this section cannot be displayed because the number of sample cases is too small. Displaying the data would risk disclosing information for individuals.

GEOGRAPHIC MOBILITY: In 2006, 82 percent of the people at least one year old living in Wayne County were living in the same residence one year earlier; 10 percent had moved during the past year from another residence in the same county, 4 percent from another county in the same state, 3 percent from another state, and 1 percent from abroad.

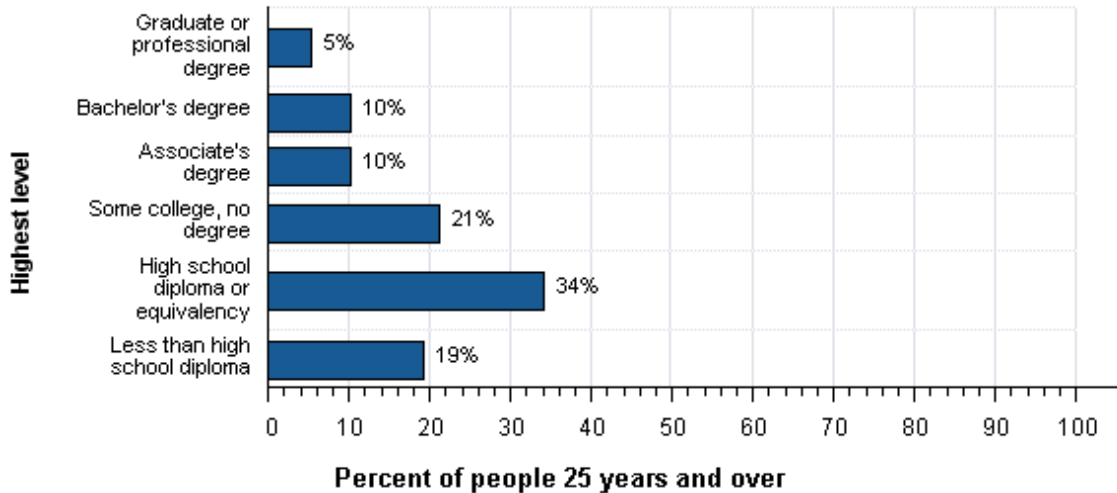


Source: American Community Survey, 2006

EDUCATION: In 2006, 81 percent of people 25 years and over had at least graduated from high school and 15 percent had a bachelor's degree or higher. Nineteen percent were dropouts; they were not enrolled in school and had not graduated from high school.

The total school enrollment in Wayne County was 29,000 in 2006. Nursery school and kindergarten enrollment was 3,700 and elementary or high school enrollment was 19,000 children. College or graduate school enrollment was 6,700.

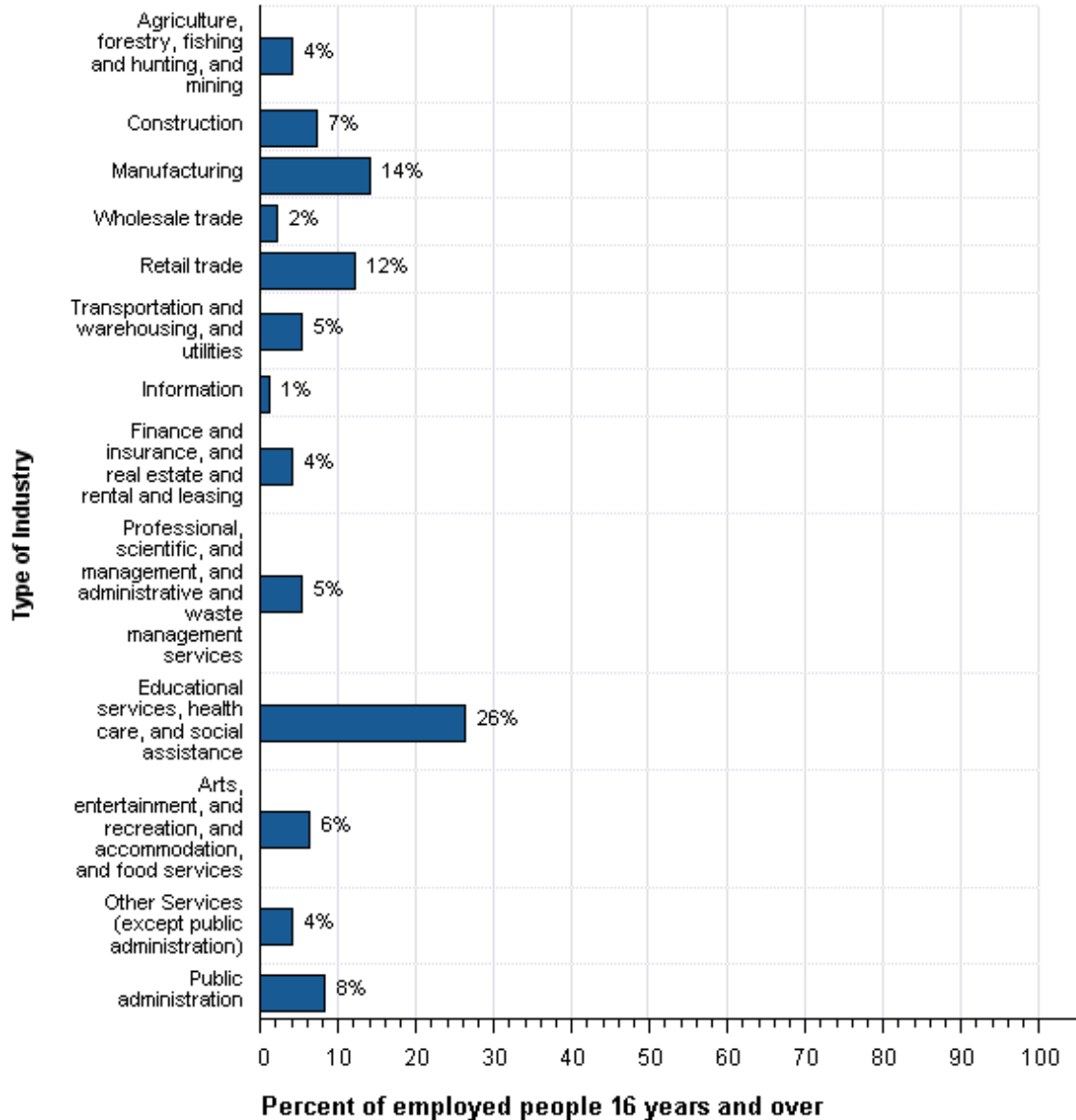
The Educational Attainment of People in Wayne County, North Carolina in 2006



DISABILITY: In Wayne County, among people at least five years old in 2006, 22 percent reported a disability. The likelihood of having a disability varied by age - from 12 percent of people 5 to 15 years old, to 19 percent of people 16 to 64 years old, and to 46 percent of those 65 and older.

INDUSTRIES: In 2006, for the employed population 16 years and older, the leading industries in Wayne County were Educational services, and health care, and social assistance, 26 percent, and Manufacturing, 14 percent.

Employment by Industry in Wayne County, North Carolina in 2006



Source: American Community Survey, 2006

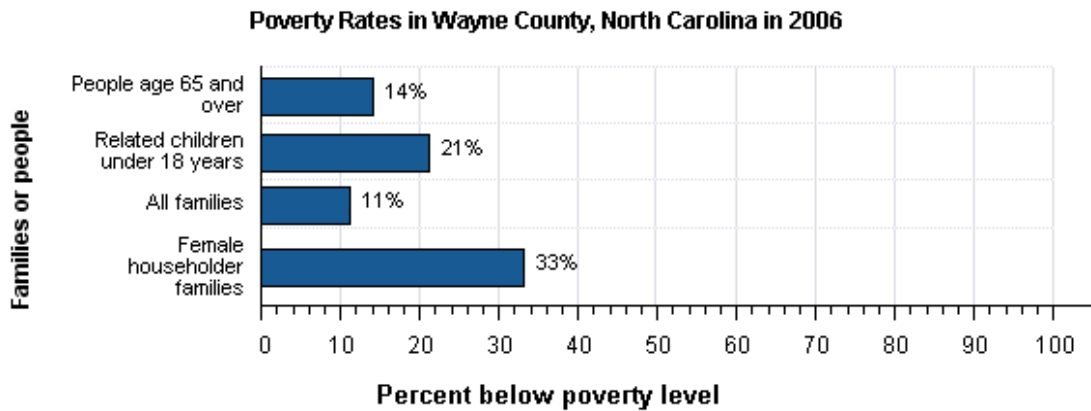
OCCUPATIONS AND TYPE OF EMPLOYER: Among the most common occupations were: Management, professional, and related occupations, 28 percent; Sales and office occupations, 23 percent; Production, transportation, and material moving occupations, 17 percent; Service occupations, 16 percent; and Construction, extraction, maintenance and repair occupations, 13 percent. Seventy-one percent of the people employed were Private wage and salary workers; 23 percent was Federal, state, or local government workers; and 6 percent was Self-employed in own not incorporated business workers.

TRAVEL TO WORK: Eighty-six percent of Wayne County workers drove to work alone in 2006, 9 percent carpooled, 1 percent took public transportation, and 3 percent used

other means. The remaining 2 percent worked at home. Among those who commuted to work, it took them on average 20.6 minutes to get to work.

INCOME: The median income of households in Wayne County was \$38,158. Seventy-eight percent of the households received earnings and 25 percent received retirement income other than Social Security. Thirty percent of the households received Social Security. The average income from Social Security was \$12,105. These income sources are not mutually exclusive; that is, some households received income from more than one source.

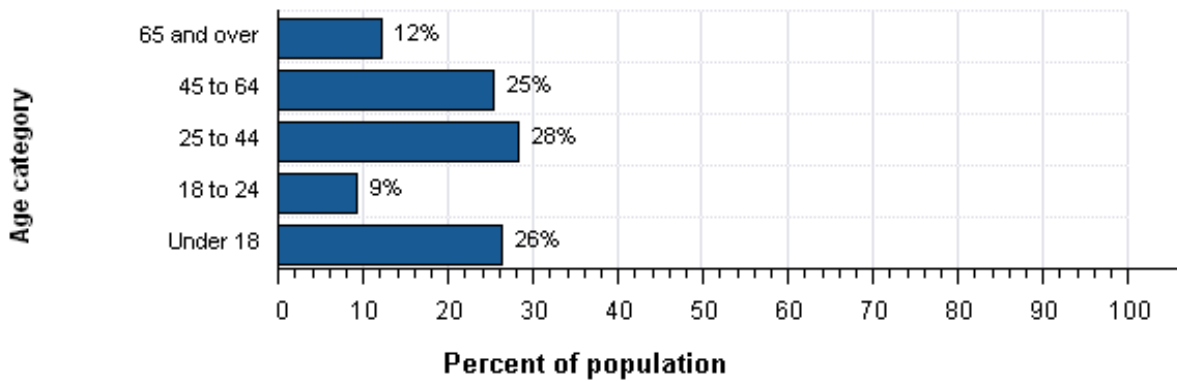
POVERTY AND PARTICIPATION IN GOVERNMENT PROGRAMS: In 2006, 17 percent of people were in poverty. Twenty-one percent of related children under 18 were below the poverty level, compared with 14 percent of people 65 years old and over. Eleven percent of all families and 33 percent of families with a female householder and no husband present had incomes below the poverty level.



Source: American Community Survey, 2006

POPULATION OF Wayne County: In 2006, Wayne County had a total population of 114,000 - 58,000 (51 percent) females and 56,000 (49 percent) males. The median age was 35.9 years. Twenty-six percent of the population was under 18 years and 12 percent was 65 years and older.

The Age Distribution of People in Wayne County, North Carolina in 2006

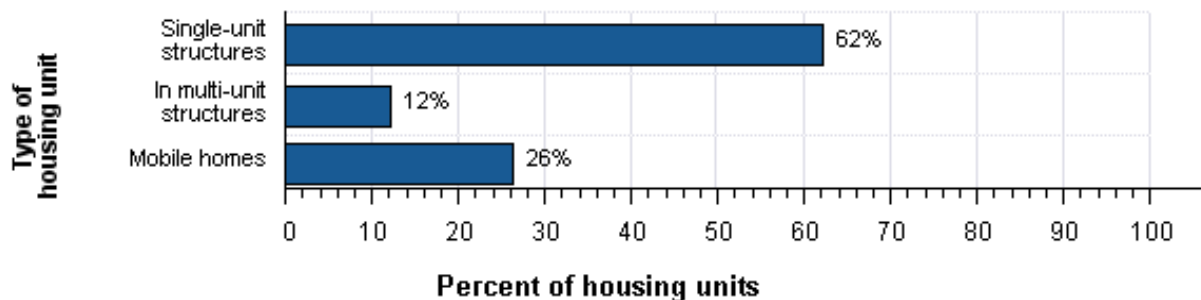


Source: American Community Survey, 2006

For people reporting one race alone, 61 percent was White; 33 percent was Black or African American; less than 0.5 percent was American Indian and Alaska Native; 1 percent was Asian; less than 0.5 percent was Native Hawaiian and Other Pacific Islander, and 4 percent was Some other race. One percent reported Two or more races. Seven percent of the people in Wayne County was Hispanic. Fifty-eight percent of the people in Wayne County was White non-Hispanic. People of Hispanic origin may be of any race.

HOUSING CHARACTERISTICS: In 2006, Wayne County had a total of 50,000 housing units, 13 percent of which were vacant. Of the total housing units, 62 percent was in single-unit structures, 12 percent was in multi-unit structures, and 26 percent was mobile homes. Thirty-four percent of the housing units were built since 1990.

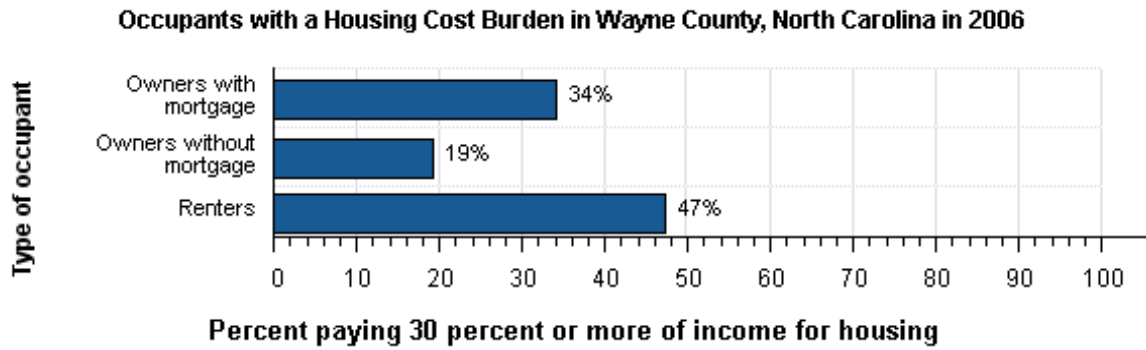
The Types of Housing Units in Wayne County, North Carolina in 2006



Source: American Community Survey, 2006

OCCUPIED HOUSING UNIT CHARACTERISTICS: In 2006, Wayne County had 44,000 occupied housing units - 29,000 (66 percent) owner occupied and 15,000 (34 percent) renter occupied. Eight percent of the households did not have telephone service and 8 percent of the households did not have access to a car, truck, or van for private use. Multi Vehicle households were not rare. Thirty-eight percent had two vehicles and another 24 percent had three or more.

HOUSING COSTS: The median monthly housing costs for mortgaged owners was \$1,021, nonmortgaged owners \$318, and renters \$588. Thirty-four percent of owners with mortgages, 19 percent of owners without mortgages, and 47 percent of renters in Wayne County spent 30 percent or more of household income on housing.



Source: American Community Survey, 2006